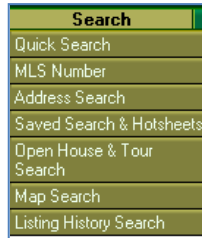


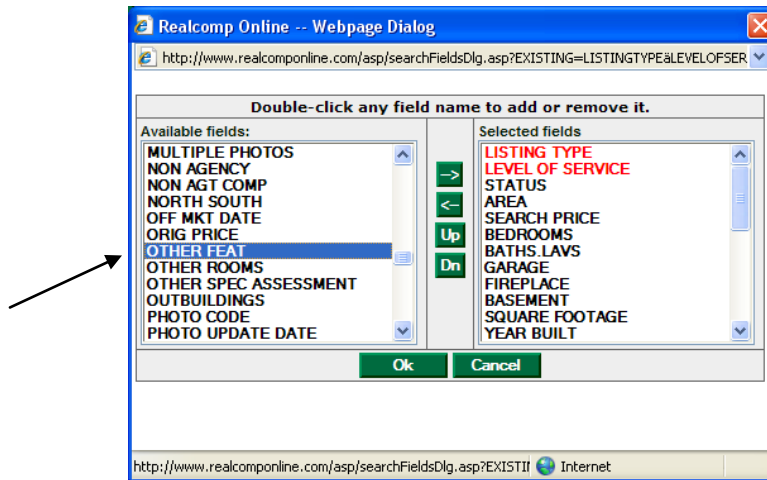
Searching Realcomp Online® for Foreclosed Properties

Searching Foreclosures in the MLS

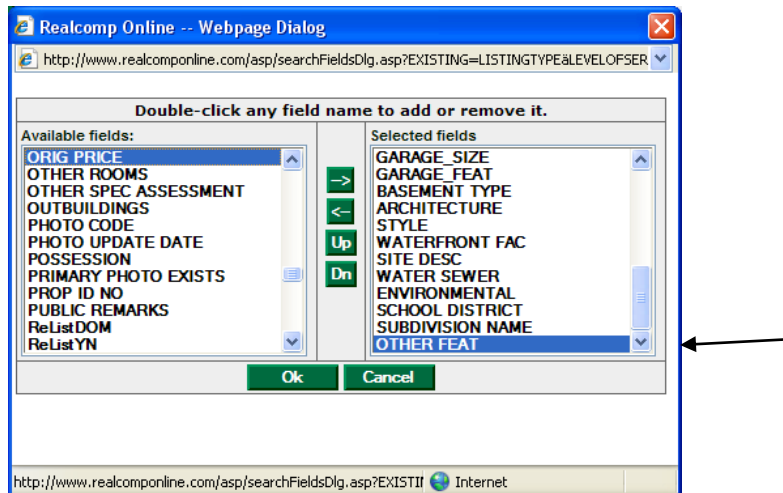
1. Select your search type. You can search foreclosures as a part of a Quick Search, Address Search, or Map Search.



2. Click the Additional Fields button and locate the field "Other Feat".



3. Double click the "Other Feat" field to move it from the left side (Available fields) to the right side (Selected fields). Add any other desired fields and click OK when finished.



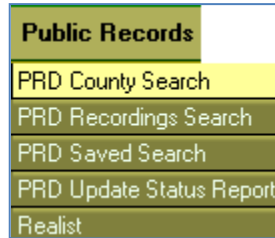
4. Enter desired search criteria including checking "Lender Owned/Foreclosure" in the "Other Feat" field. Click Search to see the results.

OTHER FEAT :	Select Any:
<input checked="" type="checkbox"/>	<input type="checkbox"/> LENDER OWNED/FORECLOSURE
<input type="checkbox"/>	<input type="checkbox"/> AS IS
<input type="checkbox"/>	<input type="checkbox"/> CORP EXCLU.
<input type="checkbox"/>	<input type="checkbox"/> INVESTMENT
<input type="checkbox"/>	<input type="checkbox"/> APOD AVAILABLE
<input type="checkbox"/>	<input type="checkbox"/> EXCLUSIONS
<input type="checkbox"/>	<input type="checkbox"/> HOME WARRANTY
<input type="checkbox"/>	<input type="checkbox"/> SUBJECT TO 3RD PARTY APPROVAL

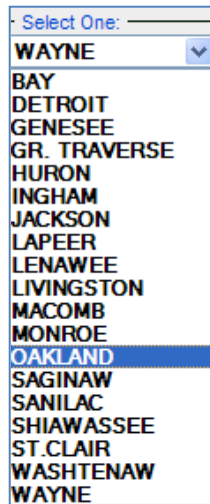
Searching Realcomp *Online*[®] for Foreclosed Properties

Searching Foreclosures in Public Records

1. From the Public Records menu, select PRD County Search.



2. Select the desired county to search from the County drop-down list.



3. The last criteria item on the page is "Last Deed Type". Enter "sher" (without the quotation marks) in that field to search for sheriff's deeds.



A screenshot of a web application's search criteria field. The field is labeled "LAST DEED TYPE:" and contains the text "sher".

4. Enter all other desired criteria such as city, subdivision name, etc and click Search to view the results.

****Remember** PRD searches need to have fewer than 500 results.**